




Spring Camp-O-Ree 2012



Scout Sports Camp-O-Ree

April 20, 21, 22, 2012

Fred Palmer
La Verne

RESERVE THE DATE !!!

Registration Due by Wednesday, April 11th at Trinity Lutheran Church. 7:00-9:00pm
Don't forget your Tour Plan.

Letter to Unit Leaders
Welcome to the Spring 2012 Camp-O-Ree!
Fred Palmer, La Verne

1. **Gateway competition:** Scouts and Venturers are expected to have a gateway, Webelos must use the design provided. We will be going back to the two competitions, standard and open. Open will be known as Chairman's Gateway Competition. Judging for the **Chairman's Gateway Competition** will be a vote by the units themselves for the winner. **See details on page 9.**
2. **Campsite:** Campsite inspection is primarily performed so that everyone is safe and healthy. It has been decided that each unit will receive a letter grade for their campsite inspection. There will not be an award for Campsite inspection.
3. **Cooking Competition.** **We will do Dutch Oven as our Spring Cooking Competition. See the Activities Section for more information. Changes:** Dutch Oven will include the complete dish. Nothing may be added later. Include the complete recipe and instructions with your entry.
4. **Patrol Flag:** There will be no Patrol Flag competition, however each patrol will still be required to carry a Patrol Flag to all competitions. This is based on the idea that most Patrols use the same flag for as long as the Patrol exists.
5. **Patrol Yell:** The yell should represent the theme of the Camp-O-Ree. A tribute will be given for patrol yell and all activities.
6. **Trash:** The cost of a roll off is extremely expensive. **Please pack your trash and carry it out with your belongings when you leave.** (This is to help keep the cost of Camp-O-Ree down).
7. **Youth Protection:** All adults must have a current Youth Protection card. This is required by National. You may get the training on line at: <http://www.scouting.org/Training/YouthProtection.aspx>
8. **Extra points:** At the Unit level will be awarded for units developing their own activity or sponsoring one presented by the Camp-O-Ree Committee. See the activities for more information.

Table of Contents

Administrative Items:

Directions	4
Camp-O-Ree Schedule	5
Emergency: Medical, Fire	6
Camp Courtesy	7

Activities – Regular:

Gateway	8-9
Campsite Inspection	10-12
Patrol Yell, Patrol Flag, Talent Contest	13
Dutch Oven Cooking Contest	14-15
Patch Design	16

Activities-Special-Ones tailored for this Camp-O-Ree

Listing and brief Description of all activities	17-19
---	-------

Forms

Registration Form	20
O/A Lunch Form	21
Permission Form	22
Unit Roster	23
Menu Planning	24
Parking Permit	25
Camp Duty Roster	26
Fire Guard Chart	27
Upcoming Attractions	28
Medical Release, go to: http://www.boyscoutsla.org/website/forms.htm	

Rio Hondo Fall Camp-O-Ree

October 14,15,16, 2011

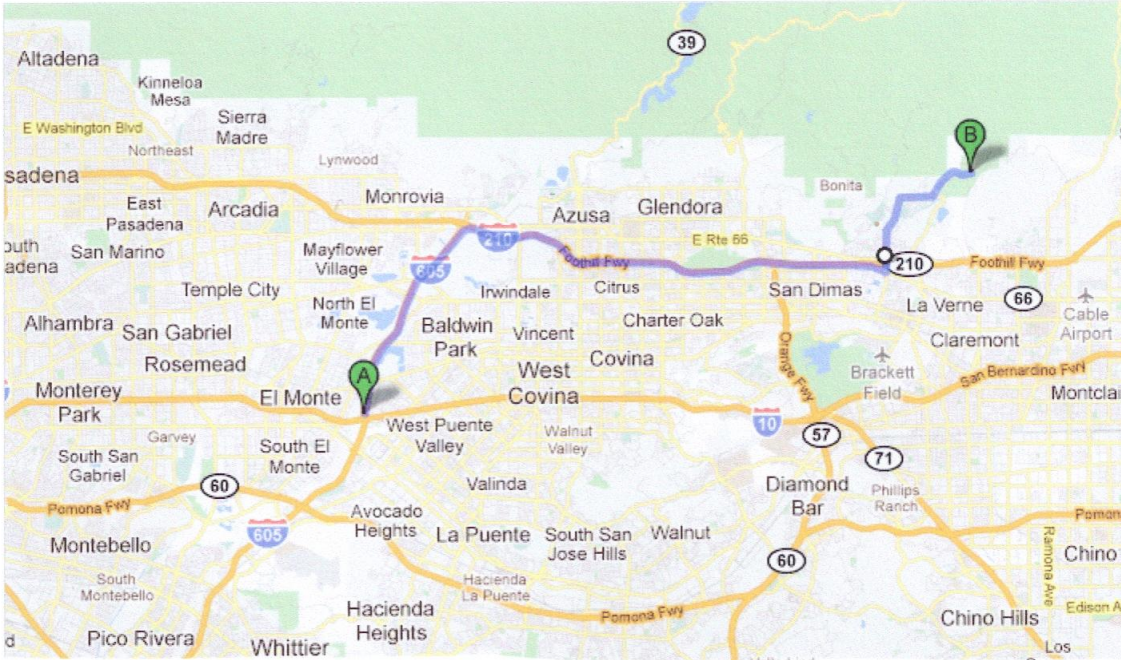
Directions to: Fred Palmer

I-605 N to Stephens Ranch Rd - Google Maps

http://maps.google.com/maps?f=d&source=s_d&saddr=I-605+N&daddr...



Directions to Stephens Ranch Rd
20.2 mi – about 28 mins
 Fred Palmer Campground
 6550 Stephens Ranch Road, LA VERNE



A I-605 N

- | | | |
|--|---|----------------------------|
| | 1. Head north on I-605 N toward Exit 23
About 5 mins | go 4.9 mi
total 4.9 mi |
| | 2. Take exit 27A to merge onto I-210 E/Foothill Fwy W toward Foothill Fwy/San Bernardino
About 8 mins | go 7.8 mi
total 12.7 mi |
| | 3. Continue onto California 210 E
About 3 mins | go 2.6 mi
total 15.3 mi |
| | 4. Take exit 47 toward Foothill Blvd/La Verne | go 0.2 mi
total 15.5 mi |
| | 5. Keep right at the fork and merge onto Foothill Blvd
About 1 min | go 0.6 mi
total 16.1 mi |
| | 6. Turn left onto Wheeler Ave
About 5 mins | go 1.9 mi
total 18.0 mi |
| | 7. Turn right onto Golden Hills Rd
About 2 mins | go 0.8 mi
total 18.8 mi |
| | 8. Turn left onto Stephens Ranch Rd
Partial restricted usage road
About 4 mins | go 1.3 mi
total 20.2 mi |

B Stephens Ranch Rd

Camp-O-Ree Schedule

Friday

- 2:00 PM This is the earliest you may arrive and set up camp.
- 6:30 – 8:30 PM Registration. All units and individuals must register.
- 9:00 PM Adult leader and SPL Cracker Barrel at Headquarters. Leaders meeting
- 10:00 PM Lights Out. All youth in their campsites, and quiet. All vehicles removed from campsite area until Sunday at 7:00am except LDS that leave on Saturday.

Saturday

- 8:30 AM Registration opens for late arrivals and day use.
- 9:30 AM **No vehicles allowed in campsite area for the remainder of the day.**
- 10:00 AM All Unit Opening Flag Ceremony
- 10:00 AM Gateway judging begins. Let the Games begin
- 12:30 PM Break for lunch
- 1:30 PM The games continue
- 4:00 PM Activities End. Turn in your Top Patrol Event Checklist to HQ
- 4:00 PM Submit Dutch Oven entries between 4:00 and 5:00 PM. Location to be determined.
- 5:00 PM All units break for dinner. Retire Colors
- 6:30 PM Order of the Arrow Serpentine
- 7:00 PM Campfire sponsored by O/A
- 10:30 PM Lights Out. All youth in their campsites. (Wild animals to be released)

Sunday

- 7:00 AM Vehicles allowed into campsite area for loading. No vehicle movement during
- 8:30 AM “Interfaith Worship” A Scout is Reverent (New name for Scouts Own)
- 9:00 AM Exit packets available.
- 12:00 PM You will have packed up and checked out. At 12:01 the lions will be released from their cages.

SCHEDULE SUBJECT TO CHANGE. BE SURE AND ATTEND THE FRIDAY EVENING CRACKER BARREL FOR THE FINAL SCHEDULE

**FRED M. PALMER EQUESTRIAN ARENA & CAMPGROUND
EMERGENCY INSTRUCTIONS FOR SPRING 2012 CAMP-O-REE**

MAINTAIN LOG FOR ALL EMERGENCIES OTHER THAN MINOR CUTS AND
BRUSES

IF THE INCIDENT REQUIRES MORE THAN FIRST AID:

1. CALL 911

2. IF THEY ARE UNABLE TO RESOLVE ISSUE TRANSPORT THE INDIVIDUAL
BY AMBULANCE OR VEHICLE AS NECESSARY TO:

Pomona Valley Hospital Medical Center
1798 N. Garvey
Pomona CA 91767
(909) 865-9500

For Snake bite:

Loma Linda University Medical Center
11234 Anderson St. #B207
Loma Linda CA 92354
(909) 558-4377

Directions to both hospitals may be obtained from headquarters.



JOIN the Bugle BAND!!

In keeping with the Scout Sports theme for the Fall Camporee, we are looking for a few good buglers ... or really anyone that can play bugle. During the earlier days of Boy Scouting bugles were used to announce activities of all sorts.. We will have groups of buglers playing bugle calls starting Friday night, throughout Saturday, and during the Scouts' *Own* on Sunday. Rehearsals have begin.

This group is open to buglers of all playing abilities. We will find something for you to play. This event will count toward the Music and Bugling Merit Badge if you have not already earned it.

Please e-mail Nikki White at euph.girl@gmail.com with the information below or return the sheet to her by the middle of August.

Name: _____ Unit #: _____

Address: _____

Phone Number: _____ No. of years playing: _____

Camp Courtesy

Campsites will be assigned by the size and needs of the unit.

General Rules

- NO electronic equipment, radios, games, DVD, boom boxes, power tools, generators, etc. Only radios permitted will be two-way for camp staff or unit adults.
- No sheath knives, fireworks, alcoholic beverages, or firearms.
- Leave No Trace guidelines will apply at all times.
- Lights out and quiet time at 10:00 P.M. **No further camp work permitted other than late arrivals may pitch their tents for the night.**
- No ground fires permitted. Charcoal for cooking can be used in an elevated container.
- Camp-O-Ree will not be called off because of weather.
- Early departure (Saturday night, LDS) must be declared at registration.
- Exit packet will be exchanged at conclusion of Camp-O-Ree for Scoutmaster/SPL Exit Survey forms.
- Fire regulations require that Scoutmasters notify Camp-O-Ree Staff of any unscheduled departures.
- Scout uniform attire must be worn. **NO CAMOUFLAGE** except ROTC Crews.
- **Parking only allowed in designated areas.** Vehicles will be logged in as they arrive with license plate, Unit type and number. You will be told to move your vehicle if in violation. **No vehicles to be left in camp between 10:00 P.M. Friday and 7:00 A.M. Sunday except those that have advised HQ that they must leave Saturday night and have received special permit forms.**
- No liquid fuels.
- All medical incidents other than minor cuts and scrapes must be reported to Camp-O-Ree headquarters.
- All units must pre-register and pay the camp fees no later than the timetable listed on the registration form. Registration at the campsite will include a late fee of \$5.00. If the turnout is larger than anticipated and we are short patches, those late signups may not receive a Camp-O-Ree patch.
- In event of a tie in any judged event, both participants will receive the same award. Once judged, the score is official.
- After putting up your perimeter, please return all survey sticks to HQ for reuse.
- All units must abide by the above rules. Units that refuse to abide by these rules run the risk of being denied any awards and patches, and may be asked to leave. There will be no refunds. If it is necessary to enforce this rule, the Camp-O-Ree Team along with the Unit leaders will discuss prior to enforcement.

All necessary forms and instructions will be posted on the Rio Hondo website. Please download all the material you will need at <http://www.riohondobsa.com/>

If you do not have access to a computer, please contact Bill Wetzel at (562) 693-9359, and provide your name and address; a printed copy will be mailed.

Gateway Competition Rules

This is a Unit Activity
Sponsored by: _____

Scout Troops and Venture Crews are expected to have gateways.

Requirements & Notes for ALL UNITS:

1. For the Standard Gateway Design we encourage decorations that represent the theme of the Camp-O-Ree. These decorations will not be given extra points.
2. No parts may be pre-assembled prior to delivery to the campsite. This is a pioneering project and should be treated as such in your construction. No screws, clamps, bolts, tape or anything other than rope may be used to assemble the gateway.
3. ALL GATEWAYS MUST BE CONSTRUCTED BY YOUTH ONLY (SCOUTS and CREWS). ADULT LEADERS MAY COACH AND OBSERVE YOUTH, BUT MUST REFRAIN FROM ANY CONSTRUCTION OR PHYSICAL ASSISTANCE.
4. WEBELOS LEADERS MAY ASSIST WEBELOS WHERE SAFETY IS INVOLVED.
5. Ribbons will be awarded for 1st, 2nd and 3rd place for WEBELOS, Troops & Crews.

WEBELOS Requirements:

1. The Unit must build their gateway according to the District Design.
2. All gateways must be free standing. No stakes may be used in any form to support the gateways. (In the event of high winds you may stake them down for safety. You may be asked to release the ropes during inspection if wind conditions allow).
3. Judging will be according to the score sheet shown below the District Design.

BOY SCOUT TROOPS AND VENTURING CREWS Requirements:

The Unit must choose either Standard Gateway Design or Chairman's Gateway Design.

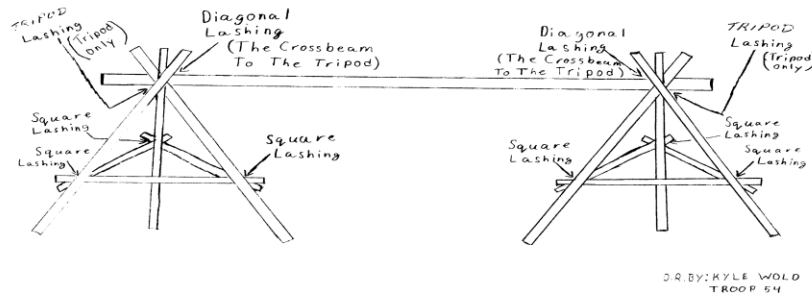
Standard Gateway Design

1. Follow the same rules as the WEBELOS Requirements, listed above.
2. Judging will be according to the score sheet shown below the District Design.

Chairman's Gateway Design:

1. Build your gateway any way you want.
2. You will not be judged on any score sheet. Judging will be done by your peers.
3. Each Troop and Crew will receive one (1) Chairman's Gateway Design Competition ballot upon check in.
4. The Unit will designate only one (1) person to mark the ballot (i.e., SM, SPL) indicating the gateway they believe is the best in the Chairman's Gateway Design. **These ballots must be turned in at HQ on Saturday before 2:00pm.**
5. The Unit with the most Chairmen's Gateway Design votes will be the winner.
6. All gateways must be contained within your campsite area. No guy ropes are permitted except in high wind. If guy ropes are required due to wind, they may not be extended beyond the campsite perimeter ropes.

DISTRICT DESIGN STANDARD CLASS



Camp-O-Ree Gateway Inspection Score Sheet District Design Only (Standard)

Troop Pack Crew # _____

	Points	Notes	Score
1. Structural integrity	_____	_____	1 - 5
2. Constructed without adult assist	_____	_____	5 or 0
3. Lashings (quality)	_____	_____	1 - 5
4. Proper lashings used	_____	_____	1 - 5
5. Ropes Whipped or fused	_____	_____	1 - 5
6. None of gateway pre-built before camp	_____	_____	5 or 0
7. No use of metal fixtures, nails etc.	_____	_____	5 or 0
8. Complete according to plans.	_____	_____	5 or 0
9. Drawing posted.	_____	_____	5 or 0

Total Points ===== Maximum Points 45

Gateways are judged on a 5 or 0 and 1-5 scale. 1 being the lowest. 5 being the highest. Gateways must be complete by 10:00AM Saturday to be judged.

Minimum of 13 poles and a maximum of 25 poles and a maximum of 50 lashings. Any pole of any length is one pole.

OPEN COMPETITION BALLETT: Submitted by Unit # _____

1st Place Scout Unit _____	1st Place Venturing Unit _____
2nd Place Scout Unit _____	2nd Place Venturing Unit _____
3rd Place Scout Unit _____	3rd Place Venturing Unit _____

Rio Hondo District Campsite Score Sheet Criteria

(This information provided for information purposes)

Unit/Number – Pack, Troop, Crew, and number

Score – Unit's total score, maximum 300 points

Administrative:

Items to be posted:

Tour Plan – A completed Unit Tour Plan for the Camp-O-Ree with a valid stamp must be posted in the campsite. Photocopy OK.

Duty Roster – A roster (list) of Unit camp duties to be performed at the Camp-O-Ree and Scouts assigned to those duties must be posted in the campsite.

Fire Guard Chart - An annotated, standard BSA Unit Fire Guard Chart must be posted in the campsite. Do not sign off advance dates. Deductions will be made if instructions not followed

Menu – A menu covering all meals to be eaten at the Camp-O-Ree for each Den, Patrol or group eating together must be posted in the campsite.

Items to be available:

Activity permission slips – For each Scout, a completed, parent/guardian signed permission form, designating the activities in which the Scout has permission to participate, must be available in the campsite.

Medical and First Aid:

Unit first aid kit – Each unit is to have a highly visible and clearly marked first aid kit with current supplies, ready to use in the campsite.

Medical and Permission to Treat forms - *For each Scout*, a completed, parent/guardian signed, current Class 1 (or better) BSA Medical Form and a completed, parent/guardian signed, current Permission to Treat Form must be available in the campsite. *For each Leader* a completed, signed BSA Medical Form of the proper designation must be available in the campsite.

General camp layout, equipment and cleanliness:

Campsite generally safe, clean and orderly – Campsite hazards, if any, are to be clearly marked and cordoned off (if possible); campsite is to be free of litter and debris; and campsite is to be in reasonable array considering terrain, weather and other conditions.

US & Unit flags displayed properly – US flag to be displayed to the left of the observer as they enter the campsite. Flags are to be displayed per Scout Handbook guidelines.

Pioneering camp gadgets – Rope lashed, Scout made camp items (tool rack, wash stand, etc.) are expected. Refer to Scout Handbook, Scout Field book and Pioneering Merit Badge pamphlet for examples. Camp gadgets are to be made at camp, not pre-assembled in whole or part then brought to camp. Adult leaders may coach and direct construction, but are not permitted to participate in actual construction efforts.

Unit Equipment – Any Unit camp items of equipment (shovels, rakes, brooms, etc.) in the campsite are to be in clean, serviceable condition and properly stored, organized and ready for use.

Campsite perimeter – The area being used by the Unit at the Camp-O-Ree is to have a clearly marked perimeter. This can be done by use of rope, tape, stones, etc. Perimeter marking is to be done in a manner that does not pose a safety hazard.

Pioneering gateway – Each Unit is expected to have the entry to their campsite marked by a gateway. Full credit in this area is gained by making a rope lashed, Scout built pioneering project. Refer to the Camp-O-Ree packet for further details. Adult leaders may coach and direct construction, but are not permitted to participate in actual construction efforts.

Unit, number and sponsor – Usually the Unit flag has this information and display of the Unit flag generally is sufficient for this requirement. However, if the Unit does not have a Unit flag, or the Unit flag does not designate the Unit sponsor or number, it is expected that there will be some highly visible, clear means of designating this information at the campsite point of entry. For example, a sign affixed to the gateway stating that the site belongs to Pack 1234, sponsored by IOOF #5678.

Fire buckets – Placed at or close to the entry of each tent in the campsite, two fire buckets (one on each side of the entry) are expected. Buckets, with a volume of ½ gallon or more, must be filled with either water or dirt/sand. Ideally one bucket would contain water and the other sand. “Filled” is defined as water or dirt/sand in at least 50% of the volume of the container.

Trash/garbage – To ensure proper sanitation at the Camp-O-Ree location it is expected that each Unit will manage their Unit generated waste per good camping practice. Each Unit will have, within their campsite perimeter, a trash container available. The container can be either one that is provided by the camp location (i.e., a county park trashcan) or one provided by the Unit. “Trash container” is defined as a box, barrel, bag or other container of 20 gallon or greater capacity used only for solid wastes. When the container is 90% or more filled with waste the Unit will replace the container (or remove the waste, i.e., replace the plastic bag in the barrel). Removed waste will be disposed in a proper manner (i.e., placed in a dumpster) or stored within the Unit’s campsite in a manner that will ensure reasonable campsite sanitation and protect the waste from vermin (ants, mice, etc.) as best possible pending the Unit’s removal and proper disposal of the waste (i.e., taking it home). Garbage containers shall be covered or closed and a minimum of 10’ away from cooking areas.

Sleeping area:

Tents/shelters – Tents and/or shelters to be used by Unit members for sleeping quarters are to be assembled properly and uniformly. “Properly” means that the tent is set up as per the manufacturer’s instructions and/or per good camp practice. “Uniformly” means that the tents will be arranged in a pattern (i.e., NOT randomly scattered throughout the campsite) of the Unit’s choosing that maximizes the utilization of the campsite space and per good camping practice. Tents shall be adequately protected by means such as a ground cloth. All tents and canopies are to be staked down for safety. **Gear uniformly arranged** – Each Unit will decide how their youth member’s gear will be displayed. All youth members are to follow their Unit’s decision.

Leader’s sleeping area – Per BSA Youth Protection guidance, the tents of adult leaders and youth members should be separated. Distance of separation to be consistent with area available and good camping practice.

Kitchen area:

Cooking area – Cooking equipment, utensils, storage (i.e., Patrol Box) and the general food preparation area are to be clean and organized to ensure safety and good sanitation in the campsite.

Stoves – Stoves and the general food cooking area are to be clean to ensure safety and good sanitation in the campsite. Stoves and/or any cooking areas are to be a minimum of ten (10) feet from nearest tent or sleeping area. Dutch ovens shall have off-the-ground containment.

Propane – The main valves on propane tanks are to be in the “full off” position when they are not in use.

Other fuels – If charcoal, wood or other BSA approved fuels (other than propane) are in the campsite, they are to be stored and used in a safe and protected manner.

Food – All foodstuffs in the campsite are to be stored in a manner that will prevent spillage, spoilage, contamination and attack by vermin. Food storage containers are to be off the ground and protected from the weather as much as possible. A few 2x4 pieces with a piece of plastic over them under the container will suffice.

Water and drinks – Containers for water and other drinks must have tight sealing lids and be stored in a manner that will prevent spillage, spoilage, contamination and attack by vermin. Containers are to be off the ground and protected from the weather as much as possible.

Fire extinguisher – Every Unit shall have a 2.5 lb ABC type, or better, fire extinguisher in the kitchen area. The fire extinguisher shall be within easy reach of a person using a stove or other cooking device. The fire extinguisher shall be maintained in proper working condition.

Clean up area:

Dishwashing – The Unit dishwashing area and equipment used for dishwashing (tubs, buckets, scrubbers, etc.) are to be clean, in good condition and organized. Personal eating utensils and Unit cookware are to be washed with hot (120° F or hotter. Test: If you cannot hold your hand in the water for more than a few seconds the water is hot enough.) water and detergent and rinsed thoroughly in hot water to remove soap. Air drying is recommended.

Hand washing – The Unit hand washing area is to be labeled and separate from the dishwashing, food storage and food preparation areas. The area and equipment used for hand washing (tubs, soap, towels, etc.) are to be clean, in good condition and organized.

Patrol Yell

This is a Patrol activity

Sponsored by: Special Committee: Jillian InfusinoA & Co.

When giving their Patrol Yell, the Patrol must have their Patrol Flag in hand to get the signature. Look for adults that will be wearing a Patrol Yell sign on their uniform. This time only you may substitute a shield for the flag

There will be a tribute given for each time the Patrol Yell is given. The yell should represent the theme of the Camp-O-Ree.

Patrol Flag

This is a Patrol Activity

Patrol Flag: There will be no Patrol Flag competition, however each patrol will still be required to carry a Patrol Flag to all competitions. This is based on the idea that most Patrols use the same flag for as long as the Patrol exists.


To set a standard for Patrol Flags they should include the Patrol Name, and Unit number.

Talent Contest

This is a Patrol Activity

Sponsored by: Wiyot Chapter, Siwinis Lodge 252 OA

If a patrol or den would like to audition for a Song or Skit for the Saturday evening Campfire please visit the OA Trading Post and request an audition. There will be 1st, 2nd and 3rd place ribbons for the best talent in all categories, Webelos, Scouts, and Crews. We will use as many winners as possible at the Campfire. All songs and skits must be Scout appropriate in order to qualify.



Dutch Oven Cooking Competition

This is a Patrol Activity

Sponsored by: Mary Gaither and Co.

Dutch Oven: Each Patrol may enter only one Dutch Oven. Entries must be presented to the judging area between 4:30pm and 5:00pm. At 5:00pm the contest will be closed. Three judges will be chosen for each category, Main dish, or Dessert. .

The judges will be volunteers from each unit. Mary Gaither will be around recruiting you for this activity if she has not been able to recruit in advance.

A judging site will be set up near the Camp Headquarters.

The judges will judge the presentation of each entry and remove a portion for the taste test. The Dutch Oven will be returned to the Patrol once the presentation judging has been completed. The Patrol representative may remain in the bullpen until their oven has been judged. They may then claim it for their dinner.

We are trying this method for several reasons. 1) Dinner will be on time. No waiting until the judging is completed to get your Dutch Oven returned. 2) Less danger of anyone getting hurt carrying a heavy, hot oven. 3) Less chance of spilling the dinner while transporting the oven. And most important, 4) your meal will not be cold. Be sure you let us know how you like this idea on your exit poll..

ATTENTION UNIT: PLEASE BRING THIS SHEET WITH YOUR DISH.

Unit Type (Circle One) Troop Pack Crew Unit Number: _____

WEBELOS DEN / PATROL NAME: _____
(PRINT NAME, PLEASE)

DISH NAME: _____

Items to be considered in Dutch Oven contest:

1. Off-ground containment for Dutch Oven cooking – **no ground fires permitted!**
2. Judge’s Form (below) completed with - NAME OF DISH / CATEGORY (If your dish is named to go with the Camp-O-Ree theme please put the correct name in parenthesis after the theme name)
3. Two categories: **Main Dish** or **Dessert**.
4. Minimum Dutch oven size is 10 inches for all judged dishes.
5. Ingredients may not be precooked or prepared for cooking prior to the beginning of the cook-off.
6. **All preparation must take place at the campsite on Saturday only and cooking done only in the Dutch ovens.**
7. Submit complete recipe and instructions as part of your presentation.
8. All items to be judged must be brought to the judging table in the Dutch oven **with** lid used for cooking. All ingredients must be in the Dutch Oven. Additional items added later are not acceptable.
9. Entries will be judged on the following: preparation; appearance; aroma; quality; overall appeal and the oven will be returned to you. We will take a small amount for taste test after all ovens have been returned.
10. ID# will be assigned when you turn in your exhibit.

We want you to have your dinner on time!!!!!!

Entries will be accepted between 4:30 PM and 5:00 PM on Saturday.

- Bring your Dutch Oven to the designated competition area during the hours stated above.
- You may wait in the bull pen to pick up your Dutch Oven once it has been judged.
- Please do not remain in the competition area during judging.

**Dutch Oven Cooking Competition
Judges’ Scoring Sheet**
Category: Main Dish Dessert

Dish Name: _____

Entry #: _____

(Max POINTS in Parenthesis) – ON A SCALE FROM LARGEST # (BEST) TO LOWEST # (IMPROVEMENT NEEDED)

- _____ (10) Aroma,
- _____ (10) Appearance and Presentation
- _____ (10) Ease of Serving
- _____ (15) Consistency and composition (Lumps, Watery, Burns)
- _____ (20) Innovation or Degree of Difficulty (Innovation means: Is this a new idea or recipe?)
- _____ (10) Cook’s Smarts (Content, Preparation and Cooking)
- _____ (25) Taste
- _____ **Total**

Judges Comments: _____

Rio Hondo District Patch Design Contest – Fall 2012 Camp-O-Ree Patch

Theme: Halloween

This is an Individual Activity

Sponsored by: Lou Smith, Troop 841

Competition Rules:

1. Competition is open to currently registered youth members of the Rio Hondo District, Los Angeles Area Council, BSA only.
2. Submitted design is to be the original artwork work of the youth member only.
3. Design is to be submitted on one 8 ½ inch by 11 inch sheet of paper.
4. Only one design per sheet of paper is permitted.
5. More than one design may be submitted.
6. Note the expected finished size of the patch either near the design or on the back of the paper. For example, "Patch is to be 3 inches square."
7. **ON THE BACK** of the paper **PRINT** designer's name, unit type, unit number and phone number. For example, "Sam Smith, Troop 1000, (562) 555-4567"
8. Submit your design to the Patch Design Chairman at the Spring 2012 Camp-O-Ree or to your unit leader who is to forward the design to the Camp-O-Ree Chairman or Patch Design Chairman no later than the April 2012 Roundtable.
9. Designs **will not** be returned.

Design Tips:

This will be an official patch of the Rio Hondo District so remember the Scout Oath and Law when doing your design. Copyrighted material (corporate logo, cartoon character) can't be used, **unless**, along with your design, you submit written permission from the holder of the copyright to use their design.

Be sure to include these in your design:

RIO HONDO DISTRICT – our District name

Fall 2012

The Scout symbol, a fleur-de-lis

LAAC or **LOS ANGELES AREA COUNCIL** – Rio Hondo is part of LAAC

Halloween – the theme of the Fall 2012 Camp-O-Ree

You can add a button loop so the patch can be worn without sewing it on the uniform. Your artwork should be larger than the finished size of the patch. To see what your drawing will look like you can shrink it down using a photocopy machine, a pantograph or redraw it using the "squares" method. Do your design in dark pencil or black ink on white paper. When you finish make several photocopies. Take one copy and add color (pencil, crayon, water color, etc.) You can then use another photocopy to try different color combinations without having to redraw your design each time.

Selection and Display: Selection of the winning design(s) will be made by the direction of the Camp-O-Ree Chairman at a meeting of the Camp-O-Ree Committee. Decision considerations will be: appropriateness to the theme, originality, use of color, manufacturing costs and other factors. The Camp-O-Ree Committee reserves the right to make modifications to the winning design.

Entries may be prepared in advance of the Camp-O-Ree. Bring them with you and turn them in at the Patch Design location. You have until the April 2012 Roundtable to enter the contest.

Scout Sports & Games

Activities submitted by units.

Teamwork Challenge TROOP 330

There will be 2 stations. Each patrol or crew picks 4 people at the beginning. They are to mount the walking trolley and at the word "Go", they are to "walk" to the end of the area, turn around and stop to where the front of the "skis" are on the line. It is then the other 4 people in the patrol mount the walking trolley and "walk" back to the start line, turn around and stop to where the front of the "skies" are on the line.

Blind Communication Troop 461

There will be 1 line, which is the start and end point. Each patrol or crew picks 1 person at the beginning to be the walking blind man. The walking blind man will put the goggles that are spray painted black so he or she cannot see. When the word "Go" is said, the walking blind man will walk forward and the patrol or crew will guide the walking blind man by talking to him or her and telling her where to go. The walking blind man will, with the help of the patrol or crew, walk to the turnaround point and then go back to the beginning. The time will be stopped when the walking blind man reaches the finish line.

Triathlon Troop 546

Complete three activities. Football, Discus, Soccer
Throw Football through Hoop. Throw Discus (Frisbee). Kick Soccer ball goal.

Life Line Troop 54

Each Patrol is given an old car tire and a life line and line up in a single file line on a start line. On the start command, the first Scout runs out 25 feet with the car tire, sets the tire down and sits in it with arms and legs out to catch the life line. The next Scout in line throws the first Scout the life line so that it lands over his stretched out arms or legs (remembering to hold on to the other end when throwing it). When the Scout has caught hold of the life line, he must then tie a knot around the tire (this knot may be a Bowline, Two Half Hitches or Timber Hitch). The rest of the patrol now must pull the Scout with the tire back to the start (where he gets in the back of the line), the knot is untied, the second Scout carries the tire out 25 feet and the third Scout now throws the lifeline. This process is repeated until every Scout in the patrol has thrown the life line and has sat and been pulled back on the tire.

Triathlon Troop 546

Throw Football through Hoop. Throw Discus (Frisbee). Kick Soccer ball goal.

First Aid Troop 219

To be completed at a later date

Activities submitted by Camp-O-Ree Committee.

Plants & Animals Events Troop 476

PA1: Plant ID (T11, S5, F6)

Event: Patrol members participate in a leaf identification test. Patrol leader is given a score sheet. Patrol is to write the name of the plant on each line corresponding with the leaf displayed. Maximum of 5 minutes allowed.

Scout Knowledge Troop 2005

SK2: Which Patch Is It?

Event: Patrol members participate in Scout patch identification test. Patrol leader is given a test sheet. Patrol is to write the name of the patch shown. Maximum of 5 minutes allowed.

Physical Events Crew 546

PE1: River Crossing

Event: Two sides of a “river” will be marked, the sides being approximately 35 feet apart. There will be piles of 8 sandbags (or rocks) spaced approximately 7 feet from each other. Each Patrol will be given one 8 foot long 2x4 to use as a bridge. The goal is to have every Scout make it across the river and back without falling off of the bridge or the rocks. At “GO” signal the Patrol places the 2x4 from the start line to the first “island” (pile of sandbags.) The Patrol then walks the bridge to the first “island,” picks up the bridge and places it to the next sandbag “island” and so forth. The process is reversed and the Patrol returns to the starting point. When last Scout crosses the start line the patrol leader will signal the judge and assemble his patrol. Patrol gives Patrol Yell.

Patrol Team Events Pack 604

PT3: Leaky Can Race

Event: Patrol member dips tin can with holes drilled in it in a tub of water, runs to a bucket 20 feet away, dumps the water, runs back to the tub, and tags next Scout, etc. continuing for 3 minutes. An upset bucket means game over, patrol disqualified!

Shooting Sports (All activities accepted)

SH1: Archery

Standard archery event. (Materials supplied by District)

SH2: Sling Shot Troop 688

Standard, Open Sling Shot event Materials supplied by District)

SH3: Tomahawk

Standard Tomahawk event Materials supplied by District, except rounds)

SH4: Horse Shoes Pack 892

Standard Horse Shoe event

Fun Events (All activities accepted)

FE2: All Day Scavenger Hunt: Sponsored by: Pack 266

Event: After the opening ceremony on Saturday morning each SPL will receive a list of items that each patrol needs to find throughout the day. The SPL will get one list for each patrol he has. The sheet and items will be turned in by the Patrol at HQ at 4 PM. The lists will be made up of enough items that there is only a small chance of a patrol finding everything. The list could be made up of things such as various leaves, a pine cone, bird feather, owl scat, certain weeds (not poison oak), etc. Patrols will be given a bag to carry the items in. Bonus points will be awarded for extra questions on the Scavenger Hunt Score Card. Patrols are encouraged to look for items en-route from one event to the next.

Special Activities

Order of the Arrow Village

Visit the O/A Village. This is a non-scoring activity

Interfaith Worship (formerly known as Scouts Own)

Friday evening Cracker Barrel

Rio Hondo Spring 2012 Camp-O-Ree Registration form. "Scout Sports".

Registration by Jillian Infusino and team



**Registration Due by Wed. April 11th at Trinity Lutheran Church. 7:00-9:00pm
Don't forget your Tour Plan.**

Unit Type _____ Unit Number _____

Unit leader _____ Phone No. _____

E-Mail _____

PLEASE REGISTER EACH UNIT ON A SEPARATE FORM

<u>Patrol Names</u>	<u>No. Of Youth</u>	<u>Patrol Names</u>	<u>No. Of Youth</u>
---------------------	---------------------	---------------------	---------------------

_____	_____	_____	_____
-------	-------	-------	-------

_____	_____	_____	_____
-------	-------	-------	-------

Registration may be made by E-mail prior to April 11th using this form, by USPS or Registration Evening.

Mail to: Rio Hondo Camp-O-Ree, 13930 Mulberry Dr., Whittier, CA 90605.

All registration by e-mail, or USPS must be received by April 11th. All payments must be received at check-in.

All prices include Camp fees, Activities, and Patch. Everyone attending is expected to register and pay the proper fees. There will be an additional charge of **\$5.00** per person if registering Unit after the District Registration date above. Any additional registration at Camp-O-Ree exempt from this fee. Please make payment with unit checks made out to **LAAC BSA.**

THIS REGISTRATION IS FOR: (circle one) TROOP WEBELOS CREW

Campers

No. of Youth Male _____ Female _____

No. of Adults Male _____ Female _____

Total Campers _____ X \$12.00 _____

No. of Tents _____

Day Use

No. of Youth Male _____ Female _____

No. of Adults Male _____ Female _____

Total Day Use _____ X \$9.00 _____

Total All Fees \$ _____

Please make checks payable to: LAAC BSA

If attendance is greater than expected and we run out of camp patches, a refund of \$1.00 will be refunded to those that did not receive a patch only if we do not reorder. Units that leave without receiving their patches may pick them up at the next Roundtable.

SPECIAL NOTE

CAMP-O-REE IS FOR WEBELOS, SCOUTS, CREWS AND ADULT LEADERS ONLY

PLEASE DO NOT BRING OTHER FAMILY MEMBERS TO THE CAMP-O-REE

*Scouts and Crews require two deep leadership. Webelos require one on one leadership.

If you have questions please contact Bill Wetzel @ (562) 693-9359 or w.wetzel4@verizon.net

Please list your volunteer for Campsite/Gateway judging _____

For office use only: Payment: Cash _____ Check # _____ Amount _____ Total _____



Hot Dog Box Lunches For Fall Camp-O-Ree
Help support the Order of the Arrow.

For \$3.00 you get a hot dog, individual bag of chips and choice of can of soda or bottle of water. For \$5.00 you may substitute a hamburger for the hot dog. You may also order extra drinks for \$1.00 each.

Lunches will be delivered to troop campsites between 12:30-1:00 on Saturday. You may also pick up your order at the O.A. Village

All proceeds will help O.A. programs in the Rio Hondo District.

Unit orders are due by Wed. April 11th at Registration

For more information contact Sam Sousa, Chapter Chief

562-325-7226 or ssousa@roadrunner.com

cut here

Type Unit _____ Unit Number _____

Name _____

Total Number of Hot Dog Meals _____ X \$3.00 _____

Total Number of Hamburger Meals _____ X \$5.00 _____

Total Number of Extra Drinks _____ X \$1.00 _____

Total Amount Due: \$ _____

Drink Choice Totals:

Cola _____ Diet Cola _____ Root Beer _____ Water _____

Extra Hot Dog \$1.00 _____ Extra Hamburger \$2.00 _____

Pick up ___ or ___ Delivery _____

Please make checks payable to: BSA O/A

Rio Hondo District (RHD), Los Angeles Area Council (LAAC) Boy Scouts of America (BSA) Camp-O-Ree Permission Form

This form is to be completed for each youth member attending the RHD Camp-O-Ree. A copy of this form to be available to Camp-O-Ree Staff on request

Please read this form carefully! Check boxes you wish to approve and sign.

Youth Name (Print) _____ Date of Birth _____
Address _____ Home Phone: _____
City: _____ Unit #: _____ Unit Type (mark one) Cub Troop Crew

Permission to Attend Camp-O-Ree and Talent Release

Check box for Camp-O-Ree Attendance (*Note: Youth can not attend the Camp-O-Ree if this is not approved.*)

Check box for approval Talent Release

The above is authorized to attend the RHD, LAAC, BSA Camp-O-Ree, held at Fred Palmer, April 20-22, 2012. I approve of the unit leaders who will be at Fred Palmer in charge of the care and supervision of my child. I also certify that to the best of my knowledge the above is physically fit to engage in this activity above. Authorization is hereby given that any pictures taken of the above may be released and used for official use by the Camp-O-Ree committee.

Shooting Sports Activity Participation

Check box for Approval Archery, Slingshot, Tomahawk Throwing and related activities

Check box for Approval Firearms, BB gun, and related activities

(Note: Participant may attend the Camp-O-Ree if this section is not approved; however, this section must be approved for participation in shooting sports activities.)

Pursuant to California Penal Code, Section 12552, the undersigned does/do hereby authorize that the Range Master of the RHD, LAAC, BSA Camp-O-Ree may furnish a firearm or bow to the above minor for the purpose of instruction in the safe handling and discharge of Firearms and related activities. This authorization shall remain in effect while the above minor is enroute to or from, or involved in, or participating in any Boy Scout program or activity of the RHD, LAAC, BSA unless revoked in writing by the undersigned, and delivered to the RHD, LAAC, BSA Camp-O-Ree Staff. I waive all claims I may have against the RHD, LAAC, BSA activity coordinators, all employees, volunteers or sponsors associated with the approved activities.

Medical Treatment

Check box for Approval Authorization and Consent to Treat a Minor

(Note: Participant may attend the Camp-O-Ree if this section is not approved; however, in case of emergency the youth will be transported to an emergency medical facility and the parent/guardian notified; parent/guardian then will deal directly with medical facility. Treatment will be limited until parent/guardian authorization received)

Pursuant to California Civil Code, Section 25.8 the undersigned does/do hereby authorize the adult leaders of my child's Scouting unit, medical personnel or staff RHD, LAAC, BSA Camp-O-Ree, or such substitute as they may delegate as agent for the undersigned to consent to any x-ray, examination, anesthetic, medical or surgical diagnosis or treatment and hospital care to the above minor which is deemed advisable by and to be rendered under the general or special supervision of any physician and surgeon, licensed under the provision of the Medicine Practice Act or any dentist licensed under the Dental Practice Act, whether such diagnosis or treatment is rendered at the office of said physician or dentist, at a hospital, Scout Camp; or elsewhere. This authorization will remain effective while the above minor is enroute to or from or participating in any Boy Scout program or activity of the RHD, LAAC, BSA, unless revoked in writing by the undersigned, and delivered to the aforesaid agent.

In case of emergency please notify:

Name (Print) _____ Home Phone: _____
Address _____ Work Phone: _____
City: _____

Medical Insurance Information:

Company/Provider: _____ Policy/Group #: _____

Signatures of Parent or Legal Guardian

Primary Signatory:

Signed: _____ (Mark one) Parent Legal Guardian
Date: _____ Phone _____

Secondary Signatory (if required):

Signed: _____ (Mark one) Parent Legal Guardian
Date: _____ Phone _____

Camp-O-Ree UNIT ROSTER

PLEASE READ THIS FORM CAREFULLY

THIS FORM REQUIRED AT CHECK-IN (Will not be returned)

TROOP #

WEBELOS #

CREW #

SCOUT'S NAME

SCOUT'S NAME

1		26	
2		27	
3		28	
4		29	
5		30	
6		31	
7		32	
8		33	
9		34	
10		35	
11		36	
12		37	
13		38	
14		39	
15		40	
16		41	
17		42	
18		43	
19		44	
20		45	
21		46	
22		47	
23		48	
24		49	
25		50	

ADULT NAMES

ADULT NAMES

1		7	
2		8	
3		9	
4		10	
5		11	
6		12	

I, the unit leader have in my possession all the required documents: Talent release, Permission Slip, Firearms Release, and Scout Medical. List below any exceptions where parent or adults have refused any of the above items.

Signed: _____ Unit Leader

Menu

RIO HONDO CAMP-O-REE

Patrol _____ Troop # _____

Friday Dinner	
Saturday Breakfast	
Lunch	
Saturday Dinner	
Sunday Breakfast	

**CAMP-O-REE
PARKING PERMIT
Fred Palmer.
April 20, 21, 22, 2012**

This Permit must be on your dashboard, completed and readable by parking control before you be allowed entry to campsite.

If you park blocking another car, you MAY / WILL BE TOWED.

No "IN AND OUT PARKING" Except for Emergencies.

"ALL PARKING IS HEAD OUT"

LOCK CAR, AND SET PARKING BRAKES

No parking in the camping area other than 15 minutes for Loading and Unloading.

NO PARKING IN CAMPSITE ON SATURDAY

PLEASE FOLLOW DIRECTIONS OF PARKING CONTROL AT ALL TIMES, INCLUDING WHERE TO PARK.... THANK YOU

Your Name: _____

Your Unit # _____ License Plate # : _____

DISABLED OR MEDICAL PARKING # _____
(MUST BE SIGNED BY STAFF)

**IN CASE OF EMERGENCY THIS DOCUMENT MUST BE
DISPLAYED ON THE DASH OF YOUR VEHICLE**

Camp Duty Roster

(May be done by Patrol)

RIO HONDO CAMP-O-REE

Patrol _____ Troop # _____

	Head Cook	Assistant Cook	Fire Man	Water Man	Kitchen Clean-Up	Asst Kit Clean-Up
Friday Dinner						
Saturday Breakfast						
Lunch						
Saturday Dinner						
Sunday Breakfast						

FIRE GUARD CHART

RIO HONDO DISTRICT
CAMP-O-REE

UNIT # _____

IN CASE OF FIRE

IN TROOP CAMPSITE

1. SOUND ALARM by yelling FIRE and notify camp headquarters fire warden.
2. START FIGHTING THE FIRE by using available troop equipment.
3. DROP TENTS if necessary.
4. When the central alarm is sounded to warn camp, quickly mobilize in your troop. Move to your pre-assigned point immediately and await directions.
5. A runner report to camp headquarters for instructions from the camp fire warden.

OUTSIDE TROOP CAMPSITE

1. If you discover a fire anywhere in camp, report immediately to camp headquarters so the alarm may be sounded and fire authorities notified.
2. Campfire warden sounds central alarm and your troop follows steps 4 and 5 above.
3. Members of the central camp staff will man the camp fire-fighting equipment assigned to them, under the direction of the camp fire warden. You will assist as directed by camp fire warden.

In case of fire in our campsite we will notify the camp fire warden (HQ) and follow the instructions of our troop fire warden.

If it is necessary to leave camp, please check out with HQ before leaving so everyone may be accounted for.

TROOP UNIT CAMPSITE FIRE GUARD ASSIGNMENTS

_____ FRIDAY (DATE)	_____ SATURDAY (DATE)	_____ SUNDAY (DATE)
_____ PATROL	_____ PATROL	_____ PATROL
_____ PATROL FIRE WARDEN	_____ PATROL FIRE WARDEN	_____ PATROL FIRE WARDEN
_____ SIGNATURE DATE	_____ SIGNATURE DATE	_____ SIGNATURE DATE
FIRE GUARD MUST BE SIGNED OFF EACH MORNING BY THE PATROL FIRE WARDEN	FIRE GUARD MUST BE SIGNED OFF EACH MORNING BY THE PATROL FIRE WARDEN	FIRE GUARD MUST BE SIGNED OFF EACH MORNING BY THE PATROL FIRE WARDEN

Coming soon to a Camp-O-Ree near you



Halloween October 19, 20, 21, 2012

Firestone Scout Reservation

Save the date

For extra points you can submit your own Unit activity.

(information subject to change)

)